MALE END VIEW	RJ45 END VIEW
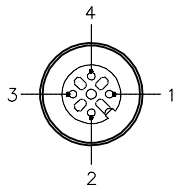	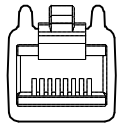
1 = WHITE/ORANGE (+TX) 2 = WHITE/GREEN (+RX) 3 = ORANGE (−TX) 4 = GREEN (−RX)	12345678 1 = WHITE/ORANGE (+TX) 2 = ORANGE (−TX) 3 = WHITE/GREEN (+RX) 4 = N/C 5 = N/C 6 = GREEN (−RX) 7 = N/C 8 = N/C

SPECIFICATIONS

CONTACT CARRIER MATERIAL/COLOR (P2)	POLYCARBONATE/CLEAR
MOLDED HEAD MATERIAL/COLOR (P2)	TPU/BLACK
CONTACT MATERIAL/PLATING (P2)	BRONZE/GOLD
CONTACT CARRIER MATERIAL/COLOR (P1)	TPU/BLACK
MOLDED HEAD MATERIAL/COLOR (P1)	TPU/BLUE−GRAY
CONTACT MATERIAL/PLATING (P1)	BRASS/GOLD
COUPLING NUT MATERIAL/PLATING (P1)	BRASS/NICKEL
RATED CURRENT [A]	1.5 A
RATED VOLTAGE [V]	42 V
OUTER CABLE JACKET MATERIAL/COLOR	TPE/TEAL
CONDUCTOR INSULATION MATERIAL	HDPE
NUMBER OF CONDUCTORS [AWG]	2UTPx24 AWG, STRANDED
TEMPERATURE RANGE	−40˚C to +80˚C (−40˚F to +176˚F)
PROTECTION CLASS	MEETS NEMA 1,3,4,6P AND IEC IP68 (IP20 RJ45)

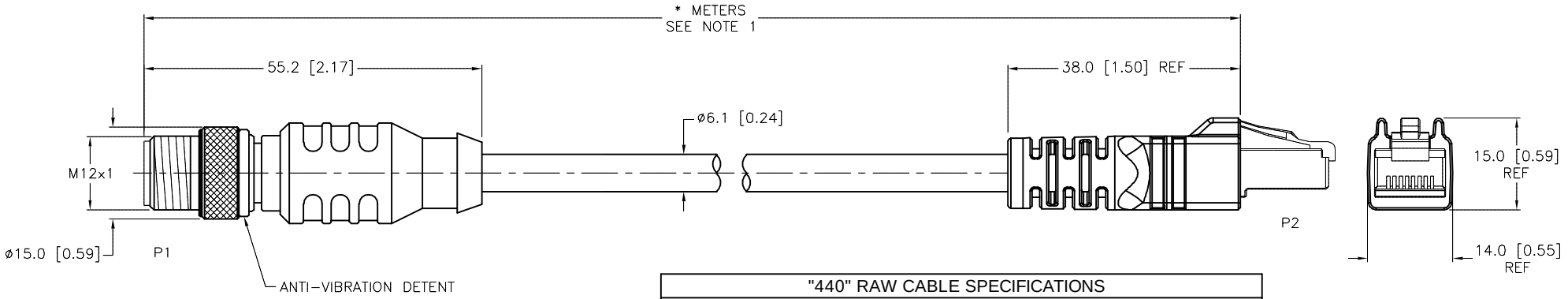

"440" RAW CABLE SPECIFICATIONS

CABLE PROPERTIES:	OIL, UV, WELD SLAG, AND ABRASION RESISTANT
VOLTAGE RATINGS (MAX):	600V
CATEGORY:	CAT 5e; (CABLE WILL MEET CAT 5e CHANNEL REQUIREMENTS TO 85M LENGTH)
POE COMPLIANT (802.3af):	UP TO 85M LENGTH WHEN INSTALLED PER RECOMMENDATIONS IN TIA TSB−184
FLEXLIFE:	10X CABLE OD MIN: 1 MILLION CYCLES (TICK TOCK) 20X CABLE OD MIN: 10 MILLION CYCLES (TICK TOCK) TORSION TEST: 3 MILLION CYCLES (1lb LOAD, 360˚−71 CYCLES/min)
APPROVALS:	C(UL)US CMX−OUTDOOR−CM LISTED, AWM RECOGNIZED COMPLIANT WITH NEC ARTICLE 800 COMMUNICATIONS CABLES

CABLE LENGTH	TOLERANCE*
ALL LENGTHS	+ 4% (OR 50mm) OF LENGTH − 0% (OR 0mm) OF LENGTH WHICHEVER IS GREATER
STRIP LENGTH	**TOLERANCE***
0−7mm	±0.5mm
8−29mm	±1.0mm
30−49mm	±2.0mm
50−69mm	±3.0mm
70−100mm	±4.0mm
OVER 100mm	±5.0mm
*** UNLESS OTHERWISE SPECIFIED**	

SOURCE DRAWING − FOR REFERENCE ONLY

NOTES:

1. "*" INDICATES CABLE LENGTH IN METERS. CONTACT TURCK TO ORDER SPECIFIC LENGTHS.

2. "/S3531" DESIGNATES A CODE M12 CONTACT CARRIER.

REV	DESCRIPTION	BY	DATE	ECO NO.
A	DRAWING RELEASE	NF	12/03/18	

RELATED DOCUMENTS
1.
2.
3.
4.

3RD ANGLE PROJECTION

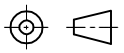

THIS DRAWING IS CONFIDENTIAL AND THE PROPERTY OF TURCK INC. USE OF THIS DOCUMENT WITHOUT WRITTEN PERMISSION IS PROHIBITED.

TURCK

3000 CAMPUS DRIVE
MINNEAPOLIS, MN 55441
1−800−544−7769
(763) 553−7300
(763) 553−0708 fax
www.turck.us

MATERIAL

FINISH

ALL DIMENSIONS DISPLAYED ON THIS DRAWING ARE FOR REFERENCE ONLY

CONTACT TURCK FOR MORE INFORMATION

DRFT	NF	DATE	12/03/18
APVD	C.K.	SCALE	1=1.0

UNIT OF MEASUREMENT

MILLIMETER [INCH]

DO NOT SCALE THIS DRAWING

DESCRIPTION: RSC RJ45 440−*M/S3531

IDENTIFICATION NO.

REV: A

FILE: 777042511

SHEET 1 OF 1

Approved 11/19/2018, work order #178760 by C.K.